

# Vallabh Poly Plast International Limited

DISTRIBUTION OF SHAREHOLDING AS PER CLAUSE 35 OF THE LISTING AGREEMENT FOR THE QUARTER ENDED ON 31.12.2014

CLASS OF SECURITY : EQUITY SHARES

Scrip Code : BSE - 530403

(1)(a) STATEMENT SHOWING SHAREHOLDING PATTERN IN CLAUSE-35

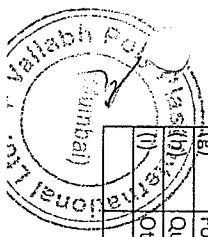
| NAME OF THE COMPANY: VALLABH POLY PLAST INTERNATIONAL LTD  |                               |  |   |  |  |
|--|-------------------------------|--|---|--|--|
| SCRIP CODE:  | 530403                        | Name of the Scrip:   | Vallabh   |  |  |
| Class of Security:   | Equity Shares                 |  |   |  |  |
| QUARTER ENDED:   | 31/12/2014                    |  |   |  |  |
| Partly paid-up shares  | No. of partly paid-up shares  | As a % of total no. of partly paid-up shares               | As a % of total no. of shares of the Company.   |  |  |
| Held by promoter/promoter group  | 0                             |  |   |  |  |
| Held by Public   | 0                             |  |   |  |  |
| <b>Total:</b>  | <b>0</b>                      |  |   |  |  |
| Outstanding convertible securities:  | No. of outstanding securities | As a % of total no. of outstanding convertible securities. | As a % of total no. of shares of the Company assuming full conversion of the convertible securities |  |  |
| Held by promoter/promoter group  | 0                             |  |   |  |  |
| Held by Public   | 0                             |  |   |  |  |
| <b>Total:</b>  | <b>0</b>                      |  |   |  |  |
| Warrants:  | No. of warrants               | As a % of total no. of warrants                            | As a % of total no. of shares of the Company, assuming full conversion of warrants                  |  |  |
| Held by promoter/promoter group  | 0                             |  |   |  |  |
| Held by Public   | 0                             |  |   |  |  |
| <b>Total:</b>  | <b>0</b>                      |  |   |  |  |
| <b>Total paid-up capital of the Company, assuming full conversion of warrants and convertible securities</b> | <b>4195900</b>                |  | <b>100.00</b>   |  |  |




Vallabh Poly Plast International Limited  
 DISTRIBUTION OF SHAREHOLDING AS PER CLAUSE 35 OF THE LISTING AGREEMENT FOR THE QUARTER ENDED ON 31.12.2014  
 CLASS OF SECURITY : EQUITY SHARES

Script Code : BSE - 530403

| CATEG<br>ORY<br>CODE | CATEGORY OF SHAREHOLDER                  | NO OF<br>SHAREHOLDE<br>RS | TOTAL NUMBER<br>OF SHARES | NO OF SHARES<br>HELD IN<br>DEMATERIALIZED<br>FORM | TOTAL SHAREHOLDING AS A % OF<br>TOTAL NO OF SHARES |   | SHARES PLEDGE OR OTHERWISE<br>ENCUMBERED | AS a<br>PERCENTAGE<br>OF<br>SHARES<br>(IX)=(VIII)/(IV)*100 |
|----------------------|--|---------------------------|---------------------------|---|--|---|--|--|
|                      |  |                           |                           |   | AS a<br>PERCENTAGE of<br>(A+B)<br>(VI)             | AS a<br>PERCENTAGE of<br>(A+B+C)<br>(VII) |  |  |
| (A)                  | PROMOTER AND PROMOTER GROUP              |                           |                           |   |  |   |  |  |
| (1)                  | INDIAN                                   |                           |                           |   |  |   |  |  |
| (a)                  | Individual /HUF                          | 3                         | 1537700                   | 1537700   | 36.65  | 36.65                                     | 0  | 0.00   |
| (b)                  | Central Government/State Government(s)   | 0                         | 0                         | 0   | 0.00   | 0.00                                      | 0  | 0.00   |
| (c)                  | Bodies Corporate                         | 0                         | 0                         | 0   | 0.00   | 0.00                                      | 0  | 0.00   |
| (d)                  | Financial Institutions / Banks           | 0                         | 0                         | 0   | 0.00   | 0.00                                      | 0  | 0.00   |
| (e)                  | Others                                   | 0                         | 0                         | 0   | 0.00   | 0.00                                      | 0  | 0.00   |
|                      | Sub-Total A(1) :                         | 3                         | 1537700                   | 1537700   | 36.65  | 36.65                                     | 0  | 0.00   |
| (2)                  | FOREIGN                                  |                           |                           |   |  |   |  |  |
| (a)                  | Individuals (NRIs/Foreign Individuals)   | 0                         | 0                         | 0   | 0.00   | 0.00                                      | 0  | 0.00   |
| (b)                  | Bodies Corporate                         | 0                         | 0                         | 0   | 0.00   | 0.00                                      | 0  | 0.00   |
| (c)                  | Institutions                             | 0                         | 0                         | 0   | 0.00   | 0.00                                      | 0  | 0.00   |
| (d)                  | Qualified Foreign Investor               | 0                         | 0                         | 0   | 0.00   | 0.00                                      | 0  | 0.00   |
| (e)                  | Others                                   | 0                         | 0                         | 0   | 0.00   | 0.00                                      | 0  | 0.00   |
|                      | Sub-Total A(2) :                         | 0                         | 0                         | 0   | 0.00   | 0.00                                      | 0  | 0.00   |
|                      | Total A=A(1)+A(2)                        | 3                         | 1537700                   | 1537700   | 36.65  | 36.65                                     | 0  | 0.00   |
| (B)                  | PUBLIC SHAREHOLDING                      |                           |                           |   |  |   |  |  |
| (1)                  | INSTITUTIONS                             |                           |                           |   |  |   |  |  |
| (a)                  | Mutual Funds /UTI                        | 0                         | 0                         | 0   | 0.00   | 0.00                                      | 0  | 0.00   |
| (b)                  | Financial Institutions /Banks            | 0                         | 0                         | 0   | 0.00   | 0.00                                      | 0  | 0.00   |
| (c)                  | Central Government / State Government(s) | 0                         | 0                         | 0   | 0.00   | 0.00                                      | 0  | 0.00   |
| (d)                  | Venture Capital Funds                    | 0                         | 0                         | 0   | 0.00   | 0.00                                      | 0  | 0.00   |
| (e)                  | Insurance Companies                      | 0                         | 0                         | 0   | 0.00   | 0.00                                      | 0  | 0.00   |
| (f)                  | Foreign Institutional Investors          | 0                         | 0                         | 0   | 0.00   | 0.00                                      | 0  | 0.00   |
| (g)                  | Foreign Venture Capital Investors        | 0                         | 0                         | 0   | 0.00   | 0.00                                      | 0  | 0.00   |
| (h)                  | Qualified Foreign Investor               | 0                         | 0                         | 0   | 0.00   | 0.00                                      | 0  | 0.00   |
| (i)                  | Others                                   | 0                         | 0                         | 0   | 0.00   | 0.00                                      | 0  | 0.00   |
|                      | Sub-Total B(1) :                         | 0                         | 0                         | 0   | 0.00   | 0.00                                      | 0  | 0.00   |






| CATEGORY OR CODE | CATEGORY OF SHAREHOLDER   | NO OF SHAREHOLDERS | TOTAL NUMBER OF SHARES | NO OF SHARES HELD IN DEMATERIALIZED FORM | TOTAL SHAREHOLDING AS A % OF TOTAL NO OF SHARES |                            | SHARES PLEDGE OR OTHERWISE ENCUMBERED | AS a PERCENTAGE (IX)=(VIII)/(IV)*100 |
|------------------|---|--------------------|------------------------|--|---|----------------------------|---------------------------------------|--------------------------------------|
|                  |   |                    |                        |  | AS a PERCENTAGE OF (A+B)                        | AS a PERCENTAGE OF (A+B+C) |                                       |                                      |
| (1)              | (II)  | (III)              | (IV)                   | (V)                                      | (VI)  | (VII)                      | (VIII)                                | (IX)                                 |
| (2)              | NON-INSTITUTIONS  |                    |                        |  |   |                            |                                       |                                      |
| (a)              | Bodies Corporate  | 25                 | 796376                 | 761476                                   | 18.98   | 18.98                      | 0                                     | 0.00                                 |
| (b)              | Individuals   |                    |                        |  |   |                            |                                       |                                      |
|                  | (i) Individuals holding nominal share capital upto Rs.1 lakh                  | 1597               | 1288376                | 357176                                   | 30.71   | 30.71                      | 0                                     | 0.00                                 |
|                  | (ii) Individuals holding nominal share capital in excess of Rs.1 lakh         | 31                 | 572448                 | 367148                                   | 13.64   | 13.64                      | 0                                     | 0.00                                 |
| (c)              | Others  |                    |                        |  |   |                            |                                       |                                      |
|                  | CLEARING MEMBERS  | 1                  | 1000                   | 1000                                     | 0.02  | 0.02                       | 0                                     | 0.00                                 |
| (d)              | Qualified Foreign Investor  | 0                  | 0                      | 0  | 0.00  | 0.00                       | 0                                     | 0.00                                 |
|                  | Sub-Total B(2) :  | 1654               | 2658200                | 1486800                                  | 63.35   | 63.35                      | 0                                     | 0.00                                 |
|                  | Total B=B(1)+B(2) :   | 1654               | 2658200                | 1486800                                  | 63.35   | 63.35                      | 0                                     | 0.00                                 |
|                  | Total (A+B) :   | 1657               | 4195900                | 3024500                                  | 100.00  | 100.00                     | 0                                     | 0.00                                 |
| (C)              | Shares held by custodians, against which Depository Receipts have been issued |                    |                        |  |   |                            |                                       |                                      |
| (1)              | Promoter and Promoter Group   | 0                  | 0                      | 0  | 0.00  | 0.00                       | 0                                     | 0.00                                 |
| (2)              | Public  | 0                  | 0                      | 0  | 0.00  | 0.00                       | 0                                     | 0.00                                 |
|                  | <b>GRAND TOTAL (A+B+C) :</b>  | <b>1657</b>        | <b>4195900</b>         | <b>3024500</b>                           | <b>100.00</b>                                   | <b>0.00</b>                | <b>0</b>                              | <b>0.00</b>                          |

Vallabh Poly Plast International Limited  
 DISTRIBUTION OF SHAREHOLDING AS PER CLAUSE 35 OF THE LISTING AGREEMENT FOR THE QUARTER ENDED ON 31.12.2014  
 CLASS OF SECURITY : EQUITY SHARES  
 Scrip Code : BSE - 530403

| (i)(b) Sr.No | Statement showing holding of securities (including shares, warrants, convertible securities) of persons belonging to the category "Promoter and Promoter Group" | Details of Shares held   | Encumbered shares (*)                  | Details of Warrants | Details of convertible securities       | Total Shares (including underlying shares assuming full conversion of warrants and convertible securities) as a % of diluted share capital |                                |  |   |  |              |
|--------------|---|--------------------------|--|---------------------|---|--|--------------------------------|--|---|--|--------------|
| (i)          | (ii) Name of the Shareholder  | (iii) No. of Shares held | (iv) As a % of Grand total (A)+(B)+(C) | (v) Pledge Shares   | (vi) As a percentage (vi)=(v)/(iii)*100 | (vii) As a % of grand total (A) + (B) + (C) of sub-clause (i)(a)   | (viii) Number of warrants held | (ix) As a % total number of warrants of the same class | (x) Number of convertible securities held | (xi) As a % total number of convertible securities of the same class | (xii)        |
| 1            | DHEERAJ RAJESHKUMAR WADHAWAN  | 616100                   | 14.68                                  | 0                   | 0.00                                    | 0.00   | 0                              | 0.00   | 0   | 0.00   | 14.68        |
| 2            | KAPILKUMAR WADHAWAN   | 614400                   | 14.64                                  | 0                   | 0.00                                    | 0.00   | 0                              | 0.00   | 0   | 0.00   | 14.64        |
| 3            | ARUNA RAJESHKUMAR WADHAWAN  | 307200                   | 7.32                                   | 0                   | 0.00                                    | 0.00   | 0                              | 0.00   | 0   | 0.00   | 7.32         |
|              | <b>TOTAL :</b>  | <b>1537700</b>           | <b>36.65</b>                           | <b>0</b>            | <b>0.00</b>                             | <b>0.00</b>  | <b>0</b>                       | <b>0.00</b>  | <b>0</b>                                  | <b>-0.00</b>   | <b>36.65</b> |




Vallabh Poly Plast International Limited  
 DISTRIBUTION OF SHAREHOLDING AS PER CLAUSE 35 OF THE LISTING AGREEMENT FOR THE QUARTER ENDED ON 31.12.2014  
 CLASS OF SECURITY : EQUITY SHARES

Scrip Code : BSE - 530403


| Sr.No. | Name of the shareholder             | Number of shares held | Shares as a percentage of total number of shares [i.e., Grant total (A)+(B)+(C) indicated in Statement at para (I)(a) above] | Details of warrants     |   |                                       | Details of convertible securities                                |              | Total shares (including underlying shares assuming full conversion of warrants and convertible securities) as a % of diluted share capital) |
|--------|-------------------------------------|-----------------------|--|-------------------------|---|---------------------------------------|--|--------------|---|
|        |                                     |                       |  | Number of warrants held | As a % total number of warrants of the same class | Number of convertible securities held | % w.r.t total number of convertible securities of the same class |              |   |
| 1      | CLOUD NINE REALTORS PRIVATE LIMITED | 200900                | 4.79   | 0                       | 0.00  | 0                                     | 0.00   | 4.79         |   |
| 2      | CANARY HOSPITALITY PRIVATE LIMITED  | 200000                | 4.77   | 0                       | 0.00  | 0                                     | 0.00   | 4.77         |   |
| 3      | VIRTUOUS BUILDCON PVT LTD           | 194800                | 4.64   | 0                       | 0.00  | 0                                     | 0.00   | 4.64         |   |
| 4      | CORAL INN PRIVATE LIMITED           | 151800                | 3.62   | 0                       | 0.00  | 0                                     | 0.00   | 3.62         |   |
| 5      | DHARMESH R. SHAH                    | 49529                 | 1.18   | 0                       | 0.00  | 0                                     | 0.00   | 1.18         |   |
|        | <b>TOTAL :</b>                      | <b>797029</b>         | <b>19.00</b>   | <b>0</b>                | <b>0.00</b>                                       | <b>0</b>                              | <b>0.00</b>  | <b>19.00</b> |   |





Vallabh Poly Plast International Limited  
 DISTRIBUTION OF SHAREHOLDING AS PER CLAUSE 35 OF THE LISTING AGREEMENT FOR THE QUARTER ENDED ON 31.12.2014  
 CLASS OF SECURITY : EQUITY SHARES  
 Scrip Code : BSE - 530403

| (i)(c)(iii)<br>Sr.No. | Statement showing holding of securities (including shares, warrants, convertible securities) of persons (together with PAC) belonging to the category "Public" and holding more than 5% of the total number of shares of the company | Number of shares held | Shares as a percentage of total number of shares (i.e., Grant total (A)+(B)+(C) indicated in Statement at para (i)(a) above) | Details of warrants     |   | Details of convertible securities     |  | Total shares (including underlying shares assuming full conversion of warrants and convertible securities) as a % of diluted share capital) |
|-----------------------|--|-----------------------|--|-------------------------|---|---------------------------------------|--|---|
|                       | Name(s) of the shareholder(s) and the Persons Acting in Concert (PAC) with them  |                       |  | Number of warrants held | As a % total number of warrants of the same class | Number of convertible securities held | % w.r.t total number of convertible securities of the same class |   |
|                       | NIL  | NIL                   | NIL  | NIL                     | NIL   | NIL                                   | NIL  | NIL   |
| TOTAL :               | NIL  | 0                     | 0  | 0                       | 0   | 0                                     | 0  | 0   |



Vallabh Poly Plast International Limited

DISTRIBUTION OF SHAREHOLDING AS PER CLAUSE 35 OF THE LISTING AGREEMENT FOR THE QUARTER ENDED ON 31.12.2014

CLASS OF SECURITY : EQUITY SHARES

Scrip Code : BSE - 530403

(1)(d) STATEMENT SHOWING DETAILS OF LOCKED-IN SHARES"

| Sr.No. | Name of the shareholder | Number of locked-in shares | Locked-in shares as a (%) percentage of total number of shares {i.e, Grand Total (A)+(B)+(C) Indicated in Statement at para (1)(a) above} | Promoter/Promoter Group/Public |
|--------|-------------------------|----------------------------|---|--------------------------------|
|        | NIL                     | NIL                        | NIL   | NIL                            |
|        | <b>TOTAL :</b>          | <b>0</b>                   | <b>0</b>  | <b>NIL</b>                     |



Vallabh Poly Plast International Limited

DISTRIBUTION OF SHAREHOLDING AS PER CLAUSE 35 OF THE LISTING AGREEMENT FOR THE QUARTER ENDED ON 31.12.2014  
CLASS OF SECURITY : EQUITY SHARES

Scrip Code : BSE - 530403

| STATEMENT SHOWING DETAILS OF DEPOSITORY RECEIPTS (DRS) |   |                           |   |   |
|--|---|---------------------------|---|---|
| (iii)(a)   |   |                           |   |   |
| Sr.No.   | Type of outstanding DR<br>(ADRs,GDRs,SDRs,etc.) | Number of outstanding DRs | Number of shares<br>underlying outstanding<br>DRs | Shares underlying outstanding DRs as a<br>percentage of total number of shares {i.e.,<br>Grand Total (A)+(B)+(C) indicated in<br>Statement at Para(i)(a) above} |
|  | NIL   | NIL                       | NIL   | NIL   |
|  | TOTAL :   | 0                         | 0   | 0   |



Vallabh Poly Plast International Limited  
 DISTRIBUTION OF SHAREHOLDING AS PER CLAUSE 35 OF THE LISTING AGREEMENT FOR THE QUARTER ENDED ON 31.12.2014  
 CLASS OF SECURITY : EQUITY SHARES  
 Scrip Code : BSE - 530403

| (ii)(b) | Statement showing Holding of Depository Receipts (DRs), where underlying shares held by "Promoter/Promoter group" are in excess of 1% of the total |  |   |
|---------|--|--|---|
| Sr.No.  | Name of the DR Holder  | Type of outstanding DR (ADRs,GDRs,SDRs,etc.) | Number of shares underlying outstanding DRs |
|         | NIL  | NIL  | NIL   |
|         | TOTAL :  |  | 0   |
|         |  |  | NIL   |
|         |  |  | 0   |